

Significant People/Events

William Shakespeare

Queen Elizabeth I

1559 Elizabeth crowned queen of England

1564 Shakespeare born

1599 Globe opened

1616 Shakespeare dies

Giuseppe Arcimboldo

Hans Holbien

Chuck Close

Timeline

1559 Elizabeth crowned queen of England

1564 Shakespeare born

1593 London theatres closed due to plague

1599 Globe opened

1613 Burned down

1614 Globe rebuilt

1616 Shakespeare dies

Learning Outcomes

As a geographer:

I know the physical features of a river

I understand river processes

I can explain changes in land use comparing Tudor Britain with modern day (trade on River Thames).

I know why people settle near rivers

I understand Greenwich meantime and locate Greenwich & Prime time zones.

I know about rivers in Rochdale- River Roch

I can compare rivers in Rochdale with rivers in London

I can use 6 figure grid refences to locate rivers

I c an locate significant physical & human features on River Roch and River Thames routes.



As a historian:

I know about the reign of Queen Elizabeth I and understand social hierarchy of the period.

I understand the historical context of the play studied each year (Twelfth night 2023)

I know the key events in the life of William Shakespeare.

I know that the outbreak of the bubonic plague caused the closure of theatres.

I know the Globe theatre burned down.



As an artist:

I understand the Elizabethan technique of pouncing and can pounce a portrait of William Shakespeare.

I can contribute to a piece of collaborative art.

I understand the effect of light on objects and people from different directions

I can interpret the texture of a surface

I can produce increasingly accurate drawings of people

I understand the concept of perspective

I can develop experience in embellishing

I can apply knowledge of different techniques to express feelings



As a designer:

I can communicate my ideas through detailed labelled drawings.

I can develop a design specification.

I can plan the order of my work, choosing appropriate materials, tools and techniques.

I can make modifications as I go along.

I can pin, sew and stitch materials together to create a product.

I ca achieve a quality product.

I can record my evaluations using drawings with labels.



Vocabulary

Perform

Shakespeare

The Globe

Plague

River

Rochdale

Flood

Estuary

Deposition

Erosion

Meander

Tributary

Pounce

Collaborative

Embellish






Experiential Learning


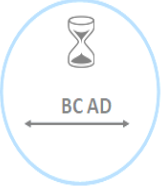


CSF Performance

Visit to Gudwara

P4C / Big Questions

Text Links



	Week 1	Week 2	Week 3	Week 4	Week 5	Week 6	Week 7	Week 8	Week 9	Week 10
Geography 	I understand Greenwich mean-time and locate Greenwich & Prime time zones.	I know the physical features of a river I understand river processes	I know why people settle near rivers I can use 6 figure grid references to locate rivers	I know about rivers in Rochdale- River Roch I can compare rivers in Rochdale with rivers in London	I can locate significant physical & human features on River Roch and River Thames routes.	I can explain changes in land use comparing Tudor Britain with modern day (trade on River Thames).				
History 				I know about the reign of Queen Elizabeth I and understand social hierarchy of the period.	I know the key events in the life of William Shakespeare.	I know that the outbreak of the bubonic plague caused the closure of theatres.	I know the Globe theatre burned down.			
Art 					I understand the Elizabethan technique of pouncing and can pounce a portrait of William Shakespeare. I can contribute to a piece of collaborative art.	I understand the effect of light on objects and people from different directions I can interpret the texture of a surface I can produce increasingly accurate drawings of people	I understand the concept of perspective I can develop experience in embellishing I can apply knowledge of different techniques to express feelings			
DT 								I can communicate my ideas through detailed labelled drawings. I can develop a design specification.	I can plan the order of my work, choosing appropriate materials, tools and techniques. I can make modifications as I go along. I can pin, sew and stitch materials together to create a product.	I can achieve a quality product. I can record my evaluations using drawings with labels. I can evaluate against my original criteria and suggest ways that my product could be improved.